




# AMF-Bergrallye Pokal 2022 und Herzog Motorsport Bergrallyecup 2022

## 2. Lauf in St.Andrä-Kitzeck 18. April 2022



### Offizielles Endergebnis / Official final results RENNLAUF GESAMT / RACE CHART

**Veranstalter:** Motorsportclub Gamlitz  
**Rennleiter:** Josef Kahr  
**AMF:** Werner Gamsjäger

**Sprecher:** Sigi Rieger  
**Rennarzt:** Dr. Simone Hollemey  
**Streckensicherheits:** Rotes Kreuz / Bezirksstelle Leibnitz

**Streckenlänge:** 2030  
**Streckenrekord:** Karl Schagerl  
 00:58.265 2021

**Chef der Zeitnehmung:** Davor Malezija, Delta Timing  
**Chef der Auswertung:** Davor Malezija, Delta Timing  
**Startrichter:** Charly Schmid  
**Technische Leitung:**  
**Wetter:** sonnig

Liste/List:3-4

Seite/Page:1

Poz. Pos.	S.N. K/K Nat./Bdl.	Fahrer/Driver Fahrzeug/Vehicle Bewerber/Competitor FIA PF/FIA PF	1.training/Poz. 2.training/Poz. 3.training/Poz.	Geschwind.	1.lauf/Poz. 2.lauf/Poz. 3.lauf/Poz.	Geschwind.	Zeit Rückstand Rück.vor. Geschwind.
1.	4 I/1 1/1 A	Reinhold/Kerstin Taus Subaru P4 Turbo Reinhold/Kerstin Taus 31	1:02.855/1 1:00.963/1	116,27 119,88	1:00.524/1 1:00.470/1 1:00.646/1	120,75 120,85 120,50	2:00.994  120,80
2.	3 I/1 2/2 A	Werner Karl Audi S2R Quattro Werner Karl 23	1:04.706/4 1:02.715/3	112,94 116,53	1:00.713/2 1:01.320/2 1:01.462/2	120,37 119,18 118,90	2:02.033 +1.039 +1.039 119,77
3.	21 I/2a 3/1 A	Felix Pailer Lancia Delta Integrale Felix Pailer 42	1:06.882/9 1:04.481/5	109,27 113,34	1:05.164/9 1:02.676/4 1:02.437/3	112,15 116,60 117,05	2:05.113 +4.119 +3.080 116,82
4.	7 I/1 4/3 A	Stefan Promok Mitsubishi Evo 8 MSC Mühlbach BA 004 26	1:03.189/2 1:01.776/2	115,65 118,30	1:02.846/4 1:02.638/3 Nicht gestartet/Not started	116,28 116,67	2:05.484 +4.490 +0.371 116,48
5.	61 I/3a 5/1 A	Jürgen/Aflenzer Halbartschlager VW Golf Jürgen/Aflenzer Halbartschlager 80	1:04.554/3 1:03.976/4	113,21 114,23	1:02.822/3 1:03.007/5 Nicht gestartet/Not started	116,33 115,99	2:05.829 +4.835 +0.345 116,16
6.	5 I/1 6/4 A	Rupert Schwaiger Porsche 911 Bi Turbo Rupert Schwaiger 19	1:05.765/6 1:10.858/29	111,12 103,14	1:03.511/5 1:04.308/7 1:03.620/4	115,07 113,64 114,87	2:07.131 +6.137 +1.302 114,97
7.	68 I/3a 7/2 A	Michael Emsenhuber VW Corrado 16V Michael Emsenhuber 86	1:04.990/5 1:05.054/7	112,45 112,34	1:04.927/7 1:03.853/6 1:03.883/5	112,56 114,45 114,40	2:07.736 +6.742 +0.605 114,42
8.	86 I/3b 8/1 A	Rene Warmuth VW Polo MSC Mühlbach BA 004 120	1:08.243/12 1:06.655/11	107,09 109,64	1:05.095/8 1:04.537/9 1:04.296/6	112,27 113,24 113,66	2:08.833 +7.839 +1.097 113,45
9.	63 I/3a 9/3 A	Diethard Sternad Alfa Romeo 156 STW Diethard Sternad 80	1:06.689/8 1:04.581/6	109,58 113,16	1:04.254/6 1:04.950/11 1:05.703/7	113,74 112,52 111,23	2:09.204 +8.210 +0.371 113,12
10.	47 I/2b 10/1 A	Manuel Seidl Porsche 997 GT3 Cup Manuel Seidl 64	1:08.206/11 1:05.364/8	107,15 111,80	1:05.181/10 1:04.502/8 1:07.930/20	112,12 113,30 107,58	2:09.683 +8.689 +0.479 112,71
11.	41 I/2b 11/2 A	Gerald Glinzner Porsche 911 GT3 Cup Glinzner Motorsport BA036 67	1:06.328/7 1:05.780/9	110,18 111,10	1:05.411/11 1:05.526/12 1:06.297/10	111,72 111,53 110,23	2:10.937 +9.943 +1.254 111,63
12.	6 I/1 12/5 A	Bernhard Wilhelm Puch TR5 Silhouette Bernhard Wilhelm 33	1:10.233/20 1:06.668/12	104,05 109,62	1:06.461/12 1:04.824/10 1:06.189/9	109,96 112,74 110,41	2:11.013 +10.019 +0.076 111,56
13.	9 I/1 13/6 A	Ewald Scherr Ford Escort Cosworth Ewald Scherr 20	1:11.622/25 1:08.336/17	102,04 106,94	1:07.598/17 1:05.587/13 1:06.306/11	108,11 111,42 110,22	2:11.893 +10.899 +0.880 110,82

Datum/Date:18.4.2022.

Zeit/Time:18:06:29




- Generalimporteur -



# AMF-Berg rallye Pokal 2022 und Herzog Motorsport Berg rallyecup 2022

2. Lauf in St.Andrä-Kitzeck 18. April 2022



## Offizielles Endergebnis / Official final results RENNLAUF GESAMT / RACE CHART

Liste/List:3-4

Seite/Page:2

Poz. Pos.	S.N. K/K Nat./Bdl.	Fahrer/Driver Fahrzeug/Vehicle Bewerber/Competitor FIA PF/FIA PF	1.training/Poz. 2.training/Poz. 3.training/Poz.	Geschwind.	1.lauf/Poz. 2.lauf/Poz. 3.lauf/Poz.	Geschwind.	Zeit Rückstand Rück.vor. Geschwind.
14.	82 I/3b 14/2 A	Manfred Fuchs Mitsubishi EVO 8 Manfred Fuchs 101	1:12.533/28 1:24.303/66	100,75 86,69	1:06.650/13 <b>1:06.312/14</b> 1:06.111/8	109,65 110,21 110,54	<b>2:12.423</b> +12.429 +0.530 110,37
15.	85 I/3b 15/3 A	Patrick Wendolsky VW Polo R1 Patrick Wendolsky 104	1:09.262/15 1:07.260/14	105,51 108,65	<b>1:06.676/14</b> <b>1:06.501/16</b> 1:07.337/17	109,60 109,89 108,53	<b>2:13.177</b> +12.183 +0.754 109,75
16.	64 I/3a 16/4 A	Heiko Fiausch Opel Astra 16V Heiko Fiausch 97	1:08.854/14 1:06.113/10	106,14 110,54	Ausgefallen/Retired <b>1:06.821/19</b> <b>1:06.415/12</b>	109,37 110,04	<b>2:13.236</b> +12.242 +0.059 109,70
17.	65 I/3a 17/5 A	Roland Hartl Mitsubishi Evo 6 Roland Hartl 86	1:08.533/13 1:06.823/13	106,63 109,36	1:07.952/19 <b>1:06.559/17</b> <b>1:06.733/14</b>	107,55 109,80 109,51	<b>2:13.292</b> +12.298 +0.056 109,65
18.	101 I/4a 18/1 A	Dieter Holzer Mitsubishi EVO 8 BRR Baumschlager BA008 122	1:09.508/16 1:07.750/15	105,14 107,87	<b>1:06.728/15</b> <b>1:06.798/18</b> 1:06.960/15	109,52 109,40 109,14	<b>2:13.526</b> +12.532 +0.234 109,46
19.	62 I/3a 19/6 A	Markus/Hermann Blasl Opel Kadett C 16 V Markus/Hermann Blasl 80	1:11.058/23 1:08.661/20	102,85 106,44	1:07.549/16 <b>1:07.103/20</b> <b>1:06.701/13</b>	108,19 108,91 109,56	<b>2:13.804</b> +12.810 +0.278 109,23
20.	102 I/4a 20/2 A	Stefan Datzreiter VW Polo KITCAR Stefan Datzreiter 122	1:09.834/17 1:08.042/16	104,65 107,40	1:07.712/18 <b>1:07.568/22</b> <b>1:07.040/16</b>	107,93 108,16 109,01	<b>2:14.608</b> +13.614 +0.804 108,58
21.	22 I/2a 21/2 A	Karl Heinz Binder Ford Sierra RS 500 Karl Heinz Binder 42	1:11.014/22 1:08.571/19	102,91 106,58	<b>1:08.659/24</b> <b>1:06.350/15</b> 1:08.823/24	106,44 110,14 106,19	<b>2:15.009</b> +14.015 +0.401 108,26
22.	170 I/5a 22/1 A	Chris-Andre Mayer Honda Civic Type R Chris-Andre Mayer 161	1:10.037/18 1:08.400/18	104,34 106,84	1:07.970/20 <b>1:07.635/23</b> <b>1:07.577/18</b>	107,52 108,05 108,14	<b>2:15.212</b> +14.218 +0.203 108,10
23.	45 I/2b 23/3 A	Franz Linortner Speedcar GT 1000 MSC Mühlbach BA004 68	1:11.332/24 1:09.817/25	102,45 104,67	1:08.392/23 <b>1:07.497/21</b> <b>1:07.844/19</b>	106,85 108,27 107,72	<b>2:15.341</b> +14.347 +0.129 107,99
24.	161 I/5a 24/2 A	Helmut Harrer Honda Civic Type R Helmut Harrer 166	1:10.445/21 1:09.084/21	103,74 105,78	<b>1:08.078/21</b> <b>1:07.815/24</b> 1:08.780/23	107,35 107,76 106,25	<b>2:15.893</b> +14.899 +0.552 107,56
25.	44 I/2b 25/4 A	Bernhard Lenz BMW M3 E36 Bernhard Lenz 62	1:11.804/27 1:09.412/23	101,78 105,28	<b>1:08.369/22</b> <b>1:08.199/25</b> 1:09.083/27	106,89 107,16 105,79	<b>2:16.568</b> +15.574 +0.675 107,02
26.	110 I/4a 26/3 A	Hannes Kaufmann Ford Focus ST170R Hannes Kaufmann 121	1:11.623/26 1:10.338/27	102,03 103,90	1:09.508/26 <b>1:08.606/26</b> <b>1:08.420/21</b>	105,14 106,52 106,81	<b>2:17.026</b> +16.032 +0.458 106,67
27.	115 I/4a 27/4 A	Andreas Mussbacher Mitsubishi Lancer EVO VII Andreas Mussbacher 123	1:13.852/34 1:12.145/35	98,95 101,30	1:10.052/27 <b>1:08.955/27</b> <b>1:09.052/26</b>	104,32 105,98 105,83	<b>2:18.007</b> +17.013 +0.981 105,91
28.	106 I/4a 28/5 A	Manfred Suppan Skoda Oktavia KITCAR Manfred Suppan 125	1:15.401/38 1:09.495/24	96,92 105,16	<b>1:09.354/25</b> 1:09.772/29 <b>1:08.667/22</b>	105,37 104,74 106,43	<b>2:18.021</b> +17.027 +0.014 105,90

Datum/Date:18.4.2022.


Zeit/Time:18:06:29





# AMF-Berg rallye Pokal 2022 und Herzog Motorsport Berg rallyecup 2022

2. Lauf in St.Andrä-Kitzeck 18. April 2022



## Offizielles Endergebnis / Official final results RENNLAUF GESAMT / RACE CHART

Liste/List:3-4

Seite/Page:3

Poz. Pos.	S.N. K/K Nat./Bdl.	Fahrer/Driver Fahrzeug/Vehicle Bewerber/Competitor FIA PF/FIA PF	1.training/Poz. 2.training/Poz. 3.training/Poz.	Geschwind.	1.lauf/Poz. 2.lauf/Poz. 3.lauf/Poz.	Geschwind.	Zeit Rückstand Rück.vor. Geschwind.
29.	112 I/4a 29/6 A	Mario Papst Subaru Impreza GT Mario Papst 127	1:29.227/70 1:11.673/33	81,90 101,96	1:10.948/32 1:09.440/28 1:09.041/25	103,01 105,24 105,85	2:18.481 +17.487 +0.460 105,55
30.	733 II/15 1/1 A	Reinhard Sonnleitner VW Golf Rallye G60 MSC Mühlbach BA 004	1:13.170/33 1:10.235/26	99,88 104,05	1:10.209/29 1:09.913/31 1:10.012/28	104,09 104,53 104,38	2:19.925 +18.931 +1.444 104,46
31.	43 I/2b 30/5 A	Dietmar Lustig-Jungwirth Ford Cosworth Dietmar Lustig-Jungwirth 74	1:17.169/47 1:13.772/43	94,70 99,06	1:10.053/28 1:10.306/32 Nicht gestartet/Not started	104,32 103,95	2:20.359 +19.365 +0.434 104,13
32.	103 I/4a 31/7 A	Werner Jud VW Golf 2 16V Werner Jud 131	1:13.058/31 1:10.528/28	100,03 103,62	1:10.682/30 1:09.853/30 1:10.699/30	103,39 104,62 103,37	2:20.535 +19.541 +0.176 104,00
33.	163 I/5a 32/3 A	Daniel Schuster VW Schneider Polo 8 V MSC Rottenegg BA001 165	1:14.536/36 1:11.774/34	98,05 101,82	1:11.546/35 1:11.755/39 1:10.034/29	102,14 101,85 104,35	2:21.580 +20.586 +1.045 103,23
34.	164 I/5a 33/4 A	Florian Neuherz Fiat 128 3p Florian Neuherz 163	1:17.681/50 1:12.898/38	94,08 100,25	1:11.708/37 1:10.912/33 1:11.088/32	101,91 103,06 102,80	2:22.000 +21.006 +0.420 102,93
35.	172 I/5a 34/5 A	Günter Strohmeier Alfa Sud Günter Strohmeier 166	1:15.481/39 1:11.296/31	96,82 102,50	1:11.319/34 1:11.991/41 1:10.859/31	102,47 101,51 103,13	2:22.178 +21.184 +0.178 102,80
36.	131 I/4b 35/1 A	Martin Zamberger Peugeot 106 GTI 16V Martin Zamberger 144	1:18.659/54 1:11.287/30	92,91 102,52	1:10.899/31 1:11.310/36 Nicht gestartet/Not started	103,08 102,48	2:22.209 +21.215 +0.031 102,78
37.	732 II/15 2/2 A	Reinhold Prantl Porsche 911 Carrera RS Historic Racing T. BA 022	1:13.139/32 1:12.508/36	99,92 100,79	1:11.571/36 1:11.111/34 1:11.160/33	102,11 102,77 102,70	2:22.271 +21.277 +0.062 102,73
38.	208 I/5b 36/1 A	Bernd Mayer Honda Civic Type R Bernd Mayer 210	1:12.540/29 1:11.560/32	100,74 102,12	1:11.182/33 1:11.171/35 1:17.432/50	102,67 102,68 94,38	2:22.353 +21.359 +0.082 102,67
39.	193 I/5b 37/2 A	Dominik Rabl VW Golf 1 Dominik Rabl 322	1:15.525/40 1:12.795/37	96,76 100,39	1:12.701/41 1:11.618/37 1:11.205/34	100,52 102,04 102,63	2:22.823 +21.829 +0.470 102,34
40.	196 I/5b 38/3 A	Markus Raith Honda Civic Type R Markus Raith 202	1:13.874/35 1:13.012/39	98,93 100,09	1:13.598/43 1:11.838/40 1:11.474/36	99,30 101,73 102,25	2:23.312 +22.318 +0.489 101,99
41.	162 I/5a 39/6 A	Patrick Flechl Opel Astra GSI Patrick Flechl 183	1:15.329/37 3:05.994/69	97,01 39,29	Ausgefallen/Retired 1:11.711/38 1:11.913/37	101,91 101,62	2:23.624 +22.630 +0.312 101,77
42.	135 I/4b 40/2 A	Kurt Ritzberger Peugeot 306 GTI MSC Rottenegg 149	1:17.521/49 1:13.453/42	94,27 99,49	1:12.326/39 1:12.321/43 1:11.356/35	101,04 101,05 102,42	2:23.677 +22.683 +0.053 101,73
43.	83 I/3b 41/4 A	Kevin Reiß Ford Escort Kevin Reiß 100	1:16.242/43 1:16.902/54	95,85 95,03	1:12.661/40 1:12.205/42 1:11.985/38	100,58 101,21 101,52	2:24.190 +23.196 +0.513 101,37

Datum/Date:18.4.2022.


Zeit/Time:18:06:29





# AMF-Berg rallye Pokal 2022 und Herzog Motorsport Berg rallyecup 2022

2. Lauf in St.Andrä-Kitzeck 18. April 2022



## Offizielles Endergebnis / Official final results RENNLAUF GESAMT / RACE CHART

Liste/List:3-4

Seite/Page:4

Poz. Pos.	S.N. K/K Nat./Bdl.	Fahrer/Driver Fahrzeug/Vehicle Bewerber/Competitor FIA PF/FIA PF	1.training/Poz. 2.training/Poz. 3.training/Poz.	Geschwind.	1.lauf/Poz. 2.lauf/Poz. 3.lauf/Poz.	Geschwind.	Zeit Rückstand Rück.vor. Geschwind.
44.	195 I/5b 42/4 A	Klaus Demuth Renault Clio Ragnotti Klaus Demuth 252	1:15.735/41 1:14.203/44	96,49 98,49	1:13.576/42 <b>1:13.303/45</b> 1:13.120/40	99,33 99,70 99,95	<b>2:26.423</b> +25.429 +2.233 99,82
45.	111 I/4a 43/8 A	Mathias Brandl VW Golf 2 16V Mathias Brandl 128	1:19.154/57 1:15.944/49	92,33 96,23	1:14.608/47 <b>1:13.143/44</b> 1:13.579/43	97,95 99,91 99,32	<b>2:26.722</b> +25.728 +0.299 99,62
46.	191 I/5b 44/5 A	/Rene Auer Honda Civic Type R /Rene Auer 213	1:18.961/56 1:16.208/52	92,55 95,90	1:14.405/46 <b>1:13.600/46</b> 1:13.500/42	98,22 99,29 99,43	<b>2:27.100</b> +26.106 +0.378 99,36
47.	198 I/5b 45/6 A	Michael De Cillia Ford Sebat Fiesta RS Michael De Cillia 201	1:16.274/44 1:13.228/40	95,81 99,80	1:17.748/53 <b>1:14.494/49</b> 1:12.850/39	94,00 98,10 100,32	<b>2:27.344</b> +26.350 +0.244 99,20
48.	634 II/12 3/1 A	Werner Osacher BMW 2002 Werner Osacher	1:17.084/46 1:15.589/47	94,81 96,68	<b>1:14.267/45</b> 1:14.559/50 1:13.481/41	98,40 98,02 99,45	<b>2:27.748</b> +26.754 +0.404 98,93
49.	752 II/14 4/1 A	Josef Obermoser Alfa Romeo SUD 1,5 TI Josef Obermoser	1:17.519/48 1:14.368/46	94,27 98,27	<b>1:14.208/44</b> 1:14.128/47 1:14.334/45	98,48 98,59 98,31	<b>2:28.336</b> +27.342 +0.588 98,53
50.	671 II/11 5/1 A	Patrick Ulz Alfa Romeo Sud TI Patrick Ulz	1:15.943/42 1:14.265/45	96,23 98,40	1:15.956/51 <b>1:14.176/48</b> 1:14.974/49	96,21 98,52 97,47	<b>2:29.150</b> +28.156 +0.814 98,00
51.	753 II/14 6/2 A	Oliver Obermoser Alfa Romeo Sprint Veloce 1,5 Oliver Obermoser	1:16.575/45 1:16.052/50	95,44 96,09	<b>1:15.055/48</b> 1:15.193/54 1:14.144/44	97,37 97,19 98,56	<b>2:29.199</b> +28.205 +0.049 97,96
52.	88 I/3b 46/5 A	Stella Ochabauer VW Corrado Stella Ochabauer 102	1:17.692/51 1:15.811/48	94,06 96,40	1:15.443/49 <b>1:14.668/51</b> 1:14.962/48	96,87 97,87 97,49	<b>2:29.630</b> +28.636 +0.431 97,68
53.	751 II/14 7/3 A	Manfred Zöchling VW Golf GTI Manfred Zöchling	1:22.112/63 1:16.212/53	89,00 95,89	1:15.449/50 <b>1:15.014/53</b> 1:14.757/46	96,86 97,42 97,76	<b>2:29.771</b> +28.777 +0.141 97,59
54.	754 II/14 8/4 A	Thomas Tkaletz VW Golf GTI Thomas Tkaletz	1:18.724/55 1:16.146/51	92,83 95,97	1:20.920/60 <b>1:15.007/52</b> 1:14.832/47	90,31 97,43 97,66	<b>2:29.839</b> +28.845 +0.068 97,54
55.	134 I/4b 47/3 A	Patrick Stingl Mitsubishi Colt Ralli Patrick Stingl 155	1:18.589/53 1:17.637/55	92,99 94,13	<b>1:16.447/52</b> <b>1:15.502/55</b> Nicht gestartet/Not started	95,60 96,79	<b>2:31.949</b> +30.955 +2.110 96,19
56.	194 I/5b 48/7 A	Tobias Grossalber VW Polo Tobias Grossalber 301	1:30.858/71 1:21.473/62	80,43 89,70	1:19.382/57 <b>1:17.452/56</b> 1:17.540/51	92,06 94,36 94,25	<b>2:34.992</b> +33.998 +3.043 94,30
57.	731 II/15 9/3 A	Herbert Neubauer Lancia Delta Integrale Herbert Neubauer	1:21.607/61 1:18.253/56	89,55 93,39	<b>1:17.931/54</b> 1:19.993/61 1:18.624/52	93,78 91,36 92,95	<b>2:36.555</b> +35.561 +1.563 93,36
58.	133 I/4b 49/4 A	Martin Schaflechner VW Polo II 16V Martin Schaflechner 146	1:22.899/65 1:20.365/59	88,16 90,94	1:19.077/56 <b>1:18.086/57</b> 1:18.792/53	92,42 93,59 92,75	<b>2:36.878</b> +35.884 +0.323 93,17

Datum/Date:18.4.2022.

Zeit/Time:18:06:29



## Offizielles Endergebnis / Official final results RENNLAUF GESAMT / RACE CHART

Liste/List:3-4

Seite/Page:5

Poz. Pos.	S.N. K/K Nat./Bdl.	Fahrer/Driver Fahrzeug/Vehicle Bewerber/Competitor FIA PF/FIA PF	1.training/Poz. 2.training/Poz. 3.training/Poz.	Geschwind.	1.lauf/Poz. 2.lauf/Poz. 3.lauf/Poz.	Geschwind.	Zeit Rückstand Rück.vor. Geschwind.
59.	169 I/5a 50/7 A	Christopf Hausleitner Mazda 323 GR-R Christopf Hausleitner 162	1:21.283/60 1:21.752/63	89,91 89,39	1:20.637/59 <b>1:19.032/58</b> <b>1:19.555/54</b>	90,63 92,47 91,86	<b>2:38.587</b> +37.593 +1.709 92,16
60.	701 II/10 10/1 A	Dominik Neumann Mini Cooper BMC MSC Mühlbach BA 004	1:19.658/58 1:19.057/58	91,74 92,44	<b>1:19.055/55</b> <b>1:19.545/59</b> 1:20.557/56	92,44 91,87 90,72	<b>2:38.600</b> +37.606 +1.013 92,16
61.	73 I/3a 51/7 A	Christoph Rappold, Mag. BMW E36 M3 Christoph Rappold, Mag. 93	1:27.330/67 1:20.657/60	83,68 90,61	<b>1:20.090/58</b> <b>1:19.888/60</b> 1:20.700/57	91,25 91,48 90,56	<b>2:39.978</b> +38.984 +1.378 91,36
62.	204 I/5b 52/8 A	Beate Steiner Seat Ibiza GTI 2.0 16V Beate Steiner 326	1:23.707/66 1:21.123/61	87,30 90,09	1:21.554/61 <b>1:21.117/62</b> <b>1:19.884/55</b>	89,61 90,09 91,48	<b>2:41.001</b> +40.007 +1.023 90,78
63.	210 I/5b 53/9 A	Patrick Schörkhuber Volkswagen Golf II Patrick Schörkhuber 33 206	1:27.871/69 1:24.729/68	83,17 86,25	1:22.611/63 <b>1:22.278/63</b> <b>1:20.753/58</b>	88,46 88,82 90,50	<b>2:43.031</b> +42.037 +2.030 89,65
64.	704 II/10 11/2 A	Gerd Fischer Ford Escort 1300 GT Gerd Fischer	1:27.617/68 1:24.358/67	83,41 86,63	<b>1:21.702/62</b> 1:24.334/65 <b>1:22.590/59</b>	89,45 86,66 88,49	<b>2:44.292</b> +43.298 +1.261 88,96
65.	107 I/4a 54/9 A	Daniel Sailer BMW E30 Daniel Sailer 125	1:22.066/62 1:22.515/64	89,05 88,57	<b>1:23.279/64</b> <b>1:22.837/64</b> 1:24.351/60	87,75 88,22 86,64	<b>2:46.116</b> +45.122 +1.824 87,99
-	66 I/3a -/- A	Patrick Trammer VW Golf I 16V EVO2 Patrick Trammer 80	1:13.015/30 1:09.393/22	100,09 105,31	Nicht gestartet/Not started Nicht gestartet/Not started Nicht gestartet/Not started		<b>Ausgefallen Retired</b>
-	23 I/2a -/- A	Peter Prohardt Mitsubishi WRC 05 Peter Prohardt 41	1:07.987/10 Nicht gestartet/Not started	107,49	Nicht gestartet/Not started Nicht gestartet/Not started Nicht gestartet/Not started		<b>Ausgefallen Retired</b>
-	46 I/2b -/- A	Manuel Michalko Citroen Saxo RP5 Manuel Michalko 64	1:10.164/19	104,16	Nicht gestartet/Not started Nicht gestartet/Not started Nicht gestartet/Not started		<b>Ausgefallen Retired</b>
-	207 I/5b -/- A	Stefan Mehlnmaier VW Golf 4 TDI Stefan Mehlnmaier 348	1:20.941/59 1:18.983/57	90,29 92,53	Ausgefallen/Retired Nicht gestartet/Not started Nicht gestartet/Not started		<b>Ausgefallen Retired</b>
-	202 I/5b -/- A	Maximillian Adlmann VW Golf 3 Maximillian Adlmann 293	1:22.740/64 1:22.882/65	88,32 88,17	Nicht gestartet/Not started Nicht gestartet/Not started Nicht gestartet/Not started		<b>Ausgefallen Retired</b>
-	72 I/3a -/- A	Markus Gruber Skoda Fabia EVO I Markus Gruber 91	1:18.064/52 1:13.418/41	93,62 99,54	<b>1:11.822/38</b> Nicht gestartet/Not started Ausgefallen/Retired	101,75	<b>Ausgefallen Retired</b>

Datum/Date:18.4.2022.

Zeit/Time:18:06:29